



Washington County, TX

My Treasurers Report  
Summary  
Date Range: 05/01/2024 - 05/31/2024

Fund	Beginning Cash Balance	Revenues	Expenses	Net Change Assets	Net Change Liabilities	Calculated Ending Balance	Actual Ending Balance	Calculated - Actual Ending
010 - GENERAL FUND	-45,716.02	1,045,932.92	2,026,131.67	-4,208.64	16,329.25	-1,038,035.38	617,764.39	-1,655,799.77
015 - ENGINEERING & DEVELOPMENT SERVICES	3,031,897.64	234,481.13	582,753.17	0.00	2,314.08	2,681,311.52	2,667,377.18	13,934.34
020 - NO	0.00	0.00	0.00	0.00	0.00	0.00	0.00	0.00
021 - HIGHWAY 290/36	31,633.88	2,748.87	0.00	0.00	0.00	34,382.75	31,693.31	2,689.44
022 - OPIOID SETTLEMENT	0.00	59.73	0.00	0.00	0.00	59.73	0.00	59.73
023 - JP TECHNOLOGY	29,015.10	918.26	49.13	0.00	0.00	29,884.23	29,420.56	463.67
024 - DISTRICT ATTORNEY LEOSE FUNDS	6,450.79	12.12	0.00	0.00	0.00	6,462.91	6,462.91	0.00
025 - DISTRICT ATTORNEY	77,651.90	77,844.19	116,589.65	0.00	-818.16	39,724.60	39,724.60	0.00
026 - DISTRICT ATTORNEY - HOT CHECK	408.86	0.91	0.00	0.00	0.00	409.77	409.77	0.00
029 - EMS	-1,653,676.15	432,355.24	816,240.20	0.00	-2,303.44	-2,035,257.67	-2,035,257.67	0.00
030 - AMBULANCE SERVICE SUPPLEMENT PAYMENT	6,438.83	100,053.29	99,061.40	0.00	0.00	7,430.72	7,430.72	0.00
031 - AMERICAN RESCUE PLAN ACT	178,005.43	21,347.15	0.00	0.00	0.00	199,352.58	178,339.82	21,012.76
032 - CORONAVIRUS RELIEF FUND	-73,047.40	-150.94	0.00	0.00	0.00	-73,198.34	-73,198.34	0.00
033 - SILVER CRAYON PROJECT	0.00	0.00	0.00	0.00	0.00	0.00	0.00	0.00
034 - AVIATION CAPITAL IMPROVEMENT FUND	0.00	0.00	0.00	0.00	0.00	0.00	0.00	0.00
035 - EMS DONATION	128,627.38	18,625.39	35,470.94	0.00	0.00	111,781.83	111,086.29	695.54
036 - CRIMINAL JUSTICE	8,459.28	24,130.19	0.00	0.00	0.00	32,589.47	32,589.47	0.00
037 - RURAL ADDRESSING	47,934.44	829.99	0.00	0.00	0.00	48,764.43	48,184.79	579.64
038 - NARCOTIC	0.00	0.00	0.00	0.00	0.00	0.00	0.00	0.00
039 - LAW LIBRARY	64,748.07	1,615.51	1,077.00	0.00	0.00	65,286.58	65,286.58	0.00
040 - CHECK AND PROCESS	23,764.71	221.17	0.00	0.00	0.00	23,985.88	23,985.88	0.00
041 - SHERIFF ESCROW	25,682.91	112.45	0.00	0.00	0.00	25,795.36	25,795.36	0.00
042 - CHILD FOSTER CARE	43,259.02	708.15	1,112.62	0.00	0.00	42,854.55	42,390.88	463.67
044 - SNACK ACCOUNT	6,993.43	13.14	0.00	0.00	0.00	7,006.57	7,006.57	0.00
045 - SCHOOL LAND DAMAGE	6,864.60	152.00	0.00	0.00	0.00	7,016.60	6,877.50	139.10
046 - PERMANENT SCHOOL / AVAILABILITY	59,053.28	52,132.51	912.50	0.00	0.00	110,273.29	104,110.99	6,162.30
048 - SCHOOL LAND IMPROVEMENT	68,920.57	32,056.49	0.00	0.00	0.00	100,977.06	99,006.36	1,970.70
049 - DISTRICT ATTORNEY FORFEITURE ACCOUNT	76,868.29	8,287.24	0.00	0.00	0.00	85,155.53	85,155.53	0.00
050 - SHERIFF FORFEITURE ACCOUNT	5,180.19	11.53	0.00	0.00	0.00	5,191.72	5,191.72	0.00
051 - FORFEITURE OF ASSETS ACCOUNT	0.00	0.00	0.00	0.00	0.00	0.00	0.00	0.00
052 - RECORD MANAGEMENT PRESERVATION	120,166.62	8,887.12	390.00	0.00	91.98	128,571.76	127,180.68	1,391.08
053 - OPEB FUNDING	24,938.66	1,090.16	0.00	0.00	0.00	26,028.82	24,985.51	1,043.31
054 - DISTRICT CLERK - RMP	73,332.48	1,205.71	0.00	0.00	0.00	74,538.19	74,538.19	0.00
055 - COUNTY AND DISTRICT CLERK TECH FUND	26,238.48	230.76	0.00	0.00	0.00	26,469.24	26,469.24	0.00
056 - RECORD PRESERVATION	1,315.86	1,467.95	0.00	0.00	0.00	2,783.81	2,204.17	579.64
057 - SEIZURE ACCOUNT	0.00	0.00	0.00	0.00	0.00	0.00	0.00	0.00
058 - CELLULAR PHONE ACCOUNT	0.00	0.00	0.00	0.00	0.00	0.00	0.00	0.00

Fund	Beginning Cash Balance	Revenues	Expenses	Net Change Assets	Net Change Liabilities	Calculated Ending Balance	Actual Ending Balance	Calculated - Actual Ending
059 - ARCHIVE FEE COUNTY CLERK	59,046.78	7,056.75	0.00	0.00	0.00	66,103.53	65,539.86	463.67
060 - PERSONNEL / EMPLOYEE TESTING	23,183.52	41.47	1,110.00	0.00	0.00	22,114.99	22,114.99	0.00
061 - CONSTABLE PRECINCT 1 TRAINING FUND	3,130.03	6.97	0.00	0.00	0.00	3,137.00	3,137.00	0.00
062 - CONSTABLE PRECINCT 2 TRAINING FUND	3,902.93	8.69	0.00	0.00	0.00	3,911.62	3,911.62	0.00
063 - CONSTABLE PRECINCT 3 TRAINING FUND	3,578.55	7.96	0.00	0.00	0.00	3,586.51	3,586.51	0.00
064 - CONSTABLE PRECINCT 4 TRAINING FUND	8,462.46	18.84	0.00	0.00	0.00	8,481.30	8,481.30	0.00
065 - COMMUNITY SERVICE RESTITUTION	61,179.14	136.17	0.00	0.00	0.00	61,315.31	61,315.31	0.00
066 - PECAN GLEN ROAD DISTRICT DEBT SERVICE	80,431.95	0.00	293.09	0.00	0.00	80,138.86	80,138.86	0.00
067 - INTEREST AND SINKING FUND	51,730.08	16,004.61	0.00	0.00	0.00	67,734.69	56,516.11	9,218.58
068 - PECAN GLEN ROAD DISTRICT PROJECT ACCOUNT	16,433.98	2.09	0.00	0.00	0.00	16,436.07	16,436.07	0.00
069 - COURTHOUSE RESTORATION FUND	0.00	0.00	0.00	0.00	0.00	0.00	0.00	0.00
070 - COURTHOUSE SECURITY	111,650.74	2,665.84	0.00	0.00	0.00	114,316.58	113,621.04	695.54
071 - DISTRICT COURT ARCHIVE FUND	28,916.97	54.32	0.00	0.00	0.00	28,971.29	28,971.29	0.00
072 - UNCLAIMED AND ABANDONED PROPERTY	27,734.43	61.73	0.00	0.00	0.00	27,796.16	27,796.16	0.00
073 - HOMELAND SECURITY	591.79	1.11	0.00	0.00	0.00	592.90	592.90	0.00
074 - WC-TX COMMUNITY DEVELOPMENT PROGRAM	642.63	1.43	0.00	0.00	0.00	644.06	644.06	0.00
075 - ENGINEERING AND DEVELOPMENT CLEARING	41,274.53	47.63	0.00	0.00	0.00	41,322.16	387.66	40,934.50
076 - TOBACCO SETTLEMENT	66,100.29	1,519.26	0.00	0.00	0.00	67,619.55	66,224.46	1,395.09
077 - JUSTICE OF THE PEACE 4 PAYABLE	10,501.68	0.00	0.00	0.00	1,951.81	8,549.87	8,549.87	0.00
078 - SHERIFF EQUIPMENT	0.00	0.00	0.00	0.00	0.00	0.00	0.00	0.00
079 - EXPO	0.00	68.06	0.00	0.00	45,458.50	-45,390.44	0.00	-45,390.44
080 - CLERK ELECTIONS ACCOUNT	38,439.33	72.21	0.00	0.00	0.00	38,511.54	38,511.54	0.00
081 - HAVA GRANT EQUIPMENT ACCOUNT	2,625.00	0.00	0.00	0.00	0.00	2,625.00	2,625.00	0.00
082 - JUSTICE OF THE PEACE 3 PAYABLE	11,141.48	0.00	0.00	0.00	3,216.15	7,925.33	7,925.33	0.00
083 - JUSTICE OF THE PEACE 2 PAYABLE	8,177.14	0.00	0.00	0.00	-22,293.79	30,470.93	30,470.93	0.00
084 - JUSTICE OF THE PEACE 1 PAYABLE	12,037.94	0.00	0.00	0.00	-2,214.58	14,252.52	14,252.52	0.00
085 - BRAZOS VALLEY HOME CONSORTIUM	0.00	0.00	0.00	0.00	0.00	0.00	0.00	0.00
086 - 2008 HEALTH PILOT GRANT	29,699.55	55.79	0.00	0.00	0.00	29,755.34	29,755.34	0.00
087 - TDRA	0.00	0.00	0.00	0.00	0.00	0.00	0.00	0.00
088 - BAIL BOND ACCOUNT	8,361.35	15.70	5.60	0.00	0.00	8,371.45	8,371.45	0.00
089 - SHERIFF GRANT FUND	0.00	0.00	0.00	0.00	0.00	0.00	0.00	0.00
090 - BPA/DA SEIZURE ACCOUNT	191,931.04	407.02	22,463.80	0.00	0.00	169,874.26	169,874.26	0.00
091 - SO TRAINING FUND	14,641.72	27.51	0.00	0.00	0.00	14,669.23	14,669.23	0.00
092 - SO DONATION FUND	152,180.32	337.94	23,501.29	0.00	0.00	129,016.97	129,016.97	0.00
093 - HOTEL / MOTEL TAX	167,181.78	11,415.56	0.00	0.00	0.00	178,597.34	176,510.73	2,086.61
094 - HEALTHY COUNTY REWARDS	3,572.02	6.71	0.00	0.00	0.00	3,578.73	3,578.73	0.00
095 - ENVIRONMENTAL CLEARING	0.00	0.00	0.00	0.00	0.00	0.00	0.00	0.00
096 - CO. ATTY. PRETRIAL DIVERSION	16,158.52	2,034.11	0.00	0.00	0.00	18,192.63	18,192.63	0.00
097 - GENERAL FIXED ASSETS	0.00	0.00	0.00	0.00	0.00	0.00	0.00	0.00
098 - PAYROLL CLEARING FUND	37,134.72	1,889.67	0.00	0.00	641.35	38,383.04	38,696.03	-312.99
099 - POOLED CASH	0.00	0.00	0.00	0.00	42,684.07	-42,684.07	0.00	-42,684.07
Report Total:	3,693,185.52	2,111,345.48	3,727,162.06	-4,208.64	85,057.22	1,996,520.36	3,634,728.72	-1,638,208.36



Washington County, TX

## My Treasurers Report

### Summary

Date Range: 05/01/2024 - 05/31/2024

Fund	Beginning Cash Balance	Revenues	Expenses	Net Change Assets	Net Change Liabilities	Calculated Ending Balance	Actual Ending Balance	Calculated - Actual Ending
010 - GENERAL FUND	29,464,735.63	1,045,932.92	2,026,131.67	-1,659,020.59	-1,659,020.59	31,802,578.06	27,805,715.04	3,996,863.02
015 - ENGINEERING & DEVELOPMENT SERVICES	3,086,216.29	234,481.13	582,753.17	13,934.34	13,934.34	2,710,075.57	3,100,150.63	-390,075.06
021 - HIGHWAY 290/36	596,587.80	2,748.87	0.00	2,689.44	2,689.44	593,957.79	599,277.24	-5,319.45
023 - JP TECHNOLOGY	102,860.02	918.26	49.13	463.67	463.67	102,801.81	103,323.69	-521.88
030 - AMBULANCE SERVICE SUPPLEMENT PAYMENT	200,000.00	100,053.29	99,061.40	0.00	0.00	200,991.89	200,000.00	991.89
031 - AMERICAN RESCUE PLAN ACT	4,653,967.15	21,347.15	0.00	21,012.76	21,012.76	4,633,288.78	4,674,979.91	-41,691.13
032 - CORONAVIRUS RELIEF FUND	0.00	-150.94	0.00	0.00	0.00	-150.94	0.00	-150.94
035 - EMS DONATION	154,289.93	18,625.39	35,470.94	695.54	695.54	136,053.30	154,985.47	-18,932.17
037 - RURAL ADDRESSING	128,574.99	829.99	0.00	579.64	579.64	128,245.70	129,154.63	-908.93
042 - CHILD FOSTER CARE	102,860.02	708.15	1,112.62	463.67	463.67	101,528.21	103,323.69	-1,795.48
045 - SCHOOL LAND DAMAGE	30,857.99	152.00	0.00	139.10	139.10	30,731.79	30,997.09	-265.30
046 - PERMANENT SCHOOL / AVAILABILITY	1,366,967.76	52,132.51	912.50	6,162.30	6,162.30	1,405,863.17	1,373,130.06	32,733.11
048 - SCHOOL LAND IMPROVEMENT	437,154.85	32,056.49	0.00	1,970.70	1,970.70	465,269.94	439,125.55	26,144.39
052 - RECORD MANAGEMENT PRESERVATION	308,579.88	8,887.12	390.00	1,391.08	1,391.08	314,294.84	309,970.96	4,323.88
053 - OPEB FUNDING	231,434.94	1,090.16	0.00	1,043.31	1,043.31	230,438.48	232,478.25	-2,039.77
056 - RECORD PRESERVATION	128,574.99	1,467.95	0.00	579.64	579.64	128,883.66	129,154.63	-270.97
059 - ARCHIVE FEE COUNTY CLERK	102,860.02	7,056.75	0.00	463.67	463.67	108,989.43	103,323.69	5,665.74
067 - INTEREST AND SINKING FUND	2,044,938.25	16,004.61	0.00	9,218.58	9,218.58	2,042,505.70	2,054,156.83	-11,651.13
070 - COURTHOUSE SECURITY	154,289.93	2,665.84	0.00	695.54	695.54	155,564.69	154,985.47	579.22
076 - TOBACCO SETTLEMENT	384,463.24	1,519.26	0.00	1,395.09	1,395.09	383,192.32	385,858.33	-2,666.01
093 - HOTEL / MOTEL TAX	462,869.85	11,415.56	0.00	2,086.61	2,086.61	470,112.19	464,956.46	5,155.73
Report Total:	44,143,083.53	1,559,942.46	2,745,881.43	-1,594,035.91	-1,594,035.91	46,145,216.38	42,549,047.62	3,596,168.76

WASHINGTON COUNTY INVESTMENT REPORT 2024  
MARCH 2024

#	Purchase Mo	FUND	PMT Term	TERM	Mat Date	DEP	W/D's	Dates	Mo Int	BALANCE	CUSIP	%	YTD INT
1	BoB	30		12 months	7/22/2024					\$200,000.00		4.40%	
2	BoB	76		12 months	7/22/2024					\$75,000.00		4.40%	
3	Tx Class	10								\$2,000,000.00		5.26%	\$406,590.34
								5/28/2024	\$75,979.41	\$15,292,715.04			
4	Tx Pool	31								\$21,012.76	\$4,674,979.91	5.32%	\$111,657.42
		15							\$13,934.34	\$3,100,150.63		5.32%	\$67,821.46
5	Tx Star	21								\$2,689.44	\$599,277.24	5.31%	\$13,070.49
		23							\$463.67	\$103,323.69		5.31%	\$2,253.55
		32								\$0.00		5.30%	\$1,326.48
		35							\$695.54	\$154,985.47		5.31%	\$3,380.29
		37							\$579.64	\$129,154.63		5.31%	\$2,816.96
		42							\$463.67	\$103,323.69		5.31%	\$2,253.55
		45							\$139.10	\$30,997.09		5.31%	\$676.04
		46							\$6,162.30	\$1,373,130.06		5.31%	\$29,948.51
		48							\$1,970.70	\$439,125.55		5.31%	\$9,577.52
		52							\$1,391.08	\$309,970.96		5.31%	\$6,760.58
		53							\$1,043.31	\$232,478.25		5.31%	\$5,070.43
		56							\$579.64	\$129,154.63		5.31%	\$2,816.96
		59							\$463.67	\$103,323.69		5.31%	\$2,253.55
		67							\$9,218.58	\$2,054,156.83		5.31%	\$45,360.84
		70							\$695.54	\$154,985.47		5.31%	\$3,380.29
		76							\$1,395.09	\$310,858.33		5.31%	\$7,112.89
		93							\$2,086.61	\$464,956.46		5.31%	\$10,140.90

WASHINGTON COUNTY INVESTMENT REPORT 2024

MARCH 2024

#	Purchase Mo	FUND	PMT Term	TERM	Mat Date	DEP	W/D's	Dates	Mo Int	BALANCE	CUSIP	%	YTD INT
6	January	SAFRA NATL BK NEW	Maturity	12 Months	01/10/2025	\$249,000				\$249,000	78658RNC1	4.60%	
	January	ATLANTIC UN BK	Maturity	12 Months	01/10/2025	\$249,000				\$249,000	04911LAQ6	4.60%	
	February	WHEATON B&TC NA	Maturity	6 Months	8/20/2024	\$209,000				\$209,000	96272BFF2	5.10%	
	February	BANK OF AMERICA NA	Maturity	6 Months	8/22/2024	\$203,000				\$200,000	06851BBR0	5.10%	
	January	AMERICAN FIRST CR UN	Maturity	12 Months	01/16/2025	\$249,000			\$1,002.82	\$249,000	02616ACH0	4.90%	\$3,075.32
	January	PROSPECT BK PARIS	Maturity	12 Months	01/16/2025	\$249,000			\$972.12	\$249,000	74349KUJ1	4.75%	\$2,981.18
	January	COMMUNITYWIDE FCU	Maturity	12 Months	01/17/2025	\$249,000			\$1,023.29	\$249,000	20416TBE1	5.00%	\$2,558.22
	February	TRUSTONE FINANCIAL	Maturity	12 Months	2/27/2025	\$248,000			\$1,019.18	\$248,000	89841MBD8	5.00%	\$2,072.33
	January	SOUTHERN STS BK	Maturity	15 Months	04/14/2025	\$226,000			\$826.60	\$226,000	843879E26	4.45%	\$2,534.92
	February	STELLAR BANK	Maturity	15 Months	5/21/2025		SOLD				85855TCB7	4.85%	\$584.66
	January	BROOKLINE BK MASS	Maturity	18 months	07/14/2025	\$249,000			\$920.96	\$249,000	11373QLH9	4.50%	\$2,824.28
	January	INVESTAR BK NATL	Maturity	18 months	07/17/2025	\$203,000			\$734.14	\$203,000	46091MAV0	4.40%	\$2,251.36
	January	1ST FINL BK USA	Maturity	18 months	07/18/2025	\$249,000			\$890.26	\$249,000	32022RWK9	4.35%	\$2,730.14
	January	HEARTLAND BK	Maturity	18 months	07/18/2025	\$249,000			\$890.26	\$249,000	42236XAX3	4.35%	\$2,730.14
	January	FARMERS & MERCHANTS	Maturity	18 months	07/18/2025	\$249,000			\$890.26	\$249,000	30781JLGS	4.35%	\$2,730.14
	February	FIRST BK OHIO TIFIN	Maturity	18 months	07/29/2025	\$200,000			\$715.07	\$200,000	31926AAP8	4.35%	\$2,145.20
	February	STELLAR BANK	Maturity	18 Months	8/21/2025	\$200,000			\$789.04	\$200,000	85855TBW2	4.80%	\$1,604.38
	February	BORDER BANK	Maturity	19 Months	9/23/2025	\$200,000			\$764.38	\$200,000	09968TAU1	4.65%	\$1,554.34
	January	SOUTHERN FIRST BK N	Maturity	20 months	09/23/2025	\$249,000			\$900.49	\$249,000	84287PJG8	4.40%	\$2,761.51
	January	PEOPLES BK CO	Maturity	24 months	01/12/2026	\$244,000			\$862.36	\$244,000	710275AG3	4.30%	\$3,478.17
	January	OREGON CMNTY CR UN	Maturity	24 months	01/12/2026	\$249,000			\$941.42	\$249,000	68584JAL3	4.60%	\$1,914.23
	January	AMERICAN COML BK &	Maturity	24 months	01/16/2026	\$249,000			\$839.10	\$249,000	02519ACF2	4.10%	\$3,384.37
	January	EXCHANGE BK KEARNEY	Maturity	24 months	01/20/2026	\$249,000			\$818.63	\$249,000	301074HO6	4.00%	\$2,510.47
	January	EH NATL BK BEVERLY	Maturity	24 months	01/20/2026	\$200,000			\$657.53	\$200,000	26853MAH7	4.00%	\$2,016.43
	January	COMMERCIAL BK ST	Maturity	27 Months	04/30/2026	\$249,000			\$927.78	\$249,000	201487AF2	4.25%	\$3,566.16
	January	STATE BK OF TOLEDO	Maturity	30 months	07/31/2026	\$140,000			\$477.53	\$140,000	85642NAC8	4.15%	\$970.98
	January	ENTERPRISE BK & TR	Maturity	30 months	07/31/2026	\$140,000			\$494.79	\$140,000	29367SKT0	4.30%	\$1,500.87
	January	OLD DOMINION NATL BK	Maturity	36 Months	01/26/2027	\$249,000			\$828.86	\$249,000	67958SGG2	4.05%	\$2,541.84
	January	INTERNATIONAL BK	Maturity	36 Months	01/26/2027	\$249,000			\$839.10	\$249,000	45906AEC7	4.10%	\$2,573.24
	January	SAUK VY BK & TR CO	Maturity	36 Months	01/29/2027	\$249,000			\$849.33	\$249,000	804375EA7	4.15%	\$3,425.63
	January	WELLS FARGO BK N A	Maturity	36 Months	01/29/2027	\$249,000			\$859.56	\$249,000	949764LK8	4.20%	\$2,572.68
	January	FARMERS & MERCHANTS	Maturity	36 Months	02/01/2027	\$249,000			\$877.64	\$249,000	308693BG4	4.15%	\$2,576.30
	January	TTCU FED CR UN TULSA	Maturity	36 Months	02/01/2027	\$249,000			\$869.79	\$249,000	89854LAM5	4.25%	\$1,681.58
	February	DOGWOOD STATE BANK	Maturity	9 Months	11/29/2024	\$100,000			\$415.07	\$100,000	25660BBR3	5.05%	\$843.97
	March	MARINE FED CR UNION	Maturity	12 Months	3/20/2025	\$248,000			\$1,019.18	\$248,000	56824JAC7	5.00%	\$1,019.18
	March	MVB BK INC FAIRMONT WV	Maturity	24 Months	3/27/2026	\$200,000			\$789.04	\$200,000	62847NLE6	4.80%	\$1,604.38

WASHINGTON COUNTY INVESTMENT REPORT 2024  
MARCH 2024

May	FNMA	Semi-Ann	36 Months	5/14/2027	\$265,000	\$265,000	3133SGAS85	5.00%
February	SOUTH STORY BANK & TRUST	Semi-Ann	15 Months	5/28/2025	\$200,000	\$200,000	840461BF3	4.75%
January	BMO BK NATL ASSN	Semi-Ann	18 months	07/10/2025	\$249,000	\$249,000	05610LEX8	4.40%
January	MILESTONE BK SALT	Semi-Ann	18 months	07/10/2025	\$249,000	\$249,000	59934MAVO	4.35%
January	SIMMONS BK PINE	Semi-Ann	18 months	07/11/2025	\$249,000	\$249,000	82869AEK7	4.50%
January	WESTERN ALLIANCE BK	Semi-Ann	18 months	07/16/2025	\$249,000	\$249,000	95763PRG6	4.60%
February	VALLEY NATIONAL BANK	Semi-Ann	18 Months	8/21/2025	\$200,000	\$200,000	919853KL4	4.85%
January	FLAGSTAR BK NATL	Semi-Ann	23 months	12/10/2025	\$249,000	\$249,000	33847GB24	4.40%
January	GOLDMAN SACHS BK USA	Semi-Ann	24 months	01/09/2026	\$249,000	\$249,000	38150VRH4	4.00%
January	BANK HOPE LOS	Semi-Ann	24 months	01/12/2026	\$249,000	\$249,000	062683JTS	4.30%
January	BMW BK NORTH AMER	Semi-Ann	24 months	01/12/2026	\$249,000	\$249,000	05580AAZ4	4.15%
January	OHIO VY BK CO	Semi-Ann	24 months	01/16/2026	\$249,000	\$249,000	677721DG4	4.10%
January	DALLAS CAP BK NA TX	Semi-Ann	24 months	01/20/2026	\$249,000	\$249,000	234553EA9	4.00%
January	TOWNEBANK PORTSMOUTH	Semi-Ann	24 months	01/20/2026	\$200,000	\$200,000	89214PEF2	4.10%
January	AMERICAN BK & TR CO	Semi-Ann	30 months	07/30/2026	\$244,000	\$244,000	024263DB4	4.30%
January	FIRST FNDTN BK	Semi-Ann	30 months	07/30/2026	\$244,000	\$244,000	32026U5P7	4.20%
January	BNY MELLON N A INSTL	Semi-Ann	36 Months	01/29/2027	\$245,000	\$245,000	05584CLC8	4.05%
January	FIRSTBANK PUERTO	Semi-Ann	36 Months	02/01/2027	\$244,000	\$244,000	33767GHH5	4.15%

March	MONEY MARKET TR ACCT					\$7.34		\$63.44
-------	----------------------	--	--	--	--	--------	--	---------

Total Mo Int	Total Balance	YTD INT
\$166,677.01	\$ 42,549,047.62	\$807,651.09

Reportolio

Bank of Brenham, Brenham, TX  
Published: 6/3/2024 11:54:58 AM

Management Report  
Pledged To: WASHINGTON COUNTY

Date: 31-May-24  
Section V-C  
Page: 31

Safekeeping

Code	Cusip	Description	Pool	Moody	Original Face	Pledged	Pledged	Pledged	Pledged
Location	Trans#	Maturity	Coupon	StdPool	Pledged Percent	Original Face Value	Par Value	Book Value	Market Value
		FAS 115							
TIB	3128P8DR9	FHLMC Pool #C91912	C91912		\$1,200,000.00	\$1,200,000.00	\$312,362.41	\$316,905.21	\$284,696.47
	476944201710260	2/1/2037	3.000		100.00%				
THE INDEPENDENT BANKERS AFS									
TIB	3138ESC71	FNMA Pool #AL9993	AL9993		\$2,000,000.00	\$2,000,000.00	\$581,577.06	\$586,445.18	\$526,850.66
	461285201704121	2/1/2037	3.000		100.00%				
THE INDEPENDENT BANKERS AFS									
TIB	31418CG81	FNMA Pool #MA2922	MA2922		\$3,500,000.00	\$3,500,000.00	\$965,476.80	\$963,565.87	\$869,550.77
	456325201702101	3/1/2037	3.000		100.00%				
THE INDEPENDENT BANKERS AFS									
TIB	3128P8D57	FHLMC Pool #C91924	C91924		\$3,000,000.00	\$3,000,000.00	\$744,701.34	\$752,600.87	\$679,681.47
	461275201704121	4/1/2037	3.000		100.00%				
THE INDEPENDENT BANKERS AFS									
TIB	3128P8D81	FHLMC Pool #C91927	C91927		\$1,000,000.00	\$1,000,000.00	\$179,722.00	\$181,780.51	\$163,735.73
	463495201705100	5/1/2037	3.000		100.00%				
THE INDEPENDENT BANKERS AFS									
TIB	31418CSC9	FNMA Pool #MA3214	MA3214		\$1,250,000.00	\$1,250,000.00	\$229,428.36	\$230,517.51	\$207,295.41
	484406201801220	12/1/2037	3.000		100.00%				
THE INDEPENDENT BANKERS AFS									
9 MBS - Fixed Rate						\$11,950,000.00	\$3,003,267.97	\$3,031,815.15	\$2,731,810.51
TIB	61370NEV1	MONTGOMERY CNTY TX MUNI UTIL D	A1		\$780,000.00	\$780,000.00	\$780,000.00	\$767,365.90	\$735,493.20
	457002201702160	9/1/2035	3.500	AA	100.00%				
THE INDEPENDENT BANKERS AFS									
TIB	667910GQ0	N W HARRIS CNTY TX MUNI UTILT	AA		\$450,000.00	\$450,000.00	\$450,000.00	\$445,783.60	\$402,403.50
	482002201712181	3/1/2037	3.250	AA	100.00%				
THE INDEPENDENT BANKERS AFS									
TIB	421033DY4	HAYS CNTY TX WC&ID #2	A1		\$475,000.00	\$475,000.00	\$475,000.00	\$471,775.50	\$421,306.00
	478390201711151	9/1/2037	3.250	AA	100.00%				
THE INDEPENDENT BANKERS AFS									
TIB	850218FW3	SPRING W TX MUNI UTILITY DIST	AA		\$500,000.00	\$500,000.00	\$500,000.00	\$495,168.90	\$443,480.00
	482008201712181	9/1/2037	3.250	AA	100.00%				
THE INDEPENDENT BANKERS AFS									

\*\* If no data is shown, then there are no pledges for the current period.

Reportolio

Bank of Brenham, Brenham, TX  
Published: 6/3/2024 11:54:58 AM

Management Report  
Pledged To: WASHINGTON COUNTY

Date: 31-May-24  
Section V-C  
Page: 32

Safekeeping

Code	Cusip	Description	Pool	Moody	Original Face	Pledged	Pledged	Pledged	Pledged	Pledged
Location	Trans#	Maturity	Prerefund	StdPoor	Pledged Percent	Original Face Value	Par Value	Book Value	Market Value	
TIB	705116UN9	PECAN GROVE TX MUNI UTILITY DI	2.750	A1	\$1,085,000.00	\$1,085,000.00	\$1,085,000.00	\$1,065,240.41	\$804,690.25	
	530125201910160	9/1/2040		AA	100.00%					
THE INDEPENDENT BANKERS AFS										
TIB	977810KG4	WOLFORTH TX	2.375	AA-	\$1,245,000.00	\$1,245,000.00	\$1,245,000.00	\$1,240,873.64	\$848,940.60	
	590030202101221	2/15/2041			100.00%					
THE INDEPENDENT BANKERS AFS										
TIB	833715FC4	SOCORRO TX INDEP SCH DIST	5.000	Aaa	\$1,000,000.00	\$1,000,000.00	\$1,000,000.00	\$1,047,298.85	\$1,023,860.00	
	511230201903131	8/15/2043			100.00%					
THE INDEPENDENT BANKERS AFS										
TIB	41423LFD3	HARRIS CNTY TX MUNI UTILITY DI	2.250	A3	\$1,755,000.00	\$1,755,000.00	\$1,755,000.00	\$1,716,149.10	\$1,068,391.35	
	575749202010141	9/1/2043		AA	100.00%					
THE INDEPENDENT BANKERS AFS										
TIB	194748FX2	COLLIN CNTY TX MUNI UTILITY DI	3.000	A2	\$880,000.00	\$880,000.00	\$880,000.00	\$879,105.63	\$664,329.60	
	532155201911130	2/15/2044		AA	100.00%					
THE INDEPENDENT BANKERS AFS										
TIB	187145KS5	CLIFTON TX HGR EDU FIN CORP ED	4.000	AAA	\$1,000,000.00	\$1,000,000.00	\$1,000,000.00	\$1,071,797.82	\$954,000.00	
	530113201910160	8/15/2044			100.00%					
THE INDEPENDENT BANKERS AFS										
TIB	61371TEZ8	MONTGOMERY CNTY TX MUNI UTILT	3.000	A1	\$1,255,000.00	\$1,255,000.00	\$1,255,000.00	\$1,255,580.96	\$930,431.90	
	530123201910160	9/1/2044		AA	100.00%					
THE INDEPENDENT BANKERS AFS										
TIB	97000VGC5	WILLIAMSON CNTY TX MUNI UTILT	2.750	Baa3	\$1,330,000.00	\$1,330,000.00	\$1,330,000.00	\$1,330,000.00	\$960,446.20	
	557447202006102	9/1/2044		AA	100.00%					
THE INDEPENDENT BANKERS AFS										
TIB	97001YEA4	WILLIAMSON CNTY TX MUNI UTILT	3.000	A1	\$680,000.00	\$680,000.00	\$680,000.00	\$680,000.00	\$516,670.80	
	553266202005121	10/1/2044		AA	100.00%					
THE INDEPENDENT BANKERS AFS										
TIB	139042VG7	CANYON TX REGl WTR AUTH CONTRA	2.500	A+	\$950,000.00	\$950,000.00	\$950,000.00	\$950,000.00	\$608,617.50	
	599709202103111	8/1/2045			100.00%					
THE INDEPENDENT BANKERS AFS										

\*\* If no data is shown, then there are no pledges for the current period.



Reportfolio

Bank of Brenham, Brenham, TX  
Published: 6/3/2024 11:54:58 AM

Management Report  
Pledged To: WASHINGTON COUNTY

Date: 31-May-24  
Section V-C  
Page: 33

Safekeeping

Code	Cusip	Description	Pool	Moody	Original Face	Pledged	Pledged	Pledged	Pledged
Location	Trans#	Maturity	Coupon	Std/Poor	Pledged Percent	Original Face Value	Par Value	Book Value	Market Value
		FAS 115							
TIB	41420YGD7	HARRIS CNTY TX MUNI UTILITY DI	2.375	AA	\$625,000.00	\$625,000.00	\$625,000.00	\$625,000.00	\$404,737.50
	585065202012111	9/1/2045			100.00%				
THE INDEPENDENT BANKERS AFS									
TIB	82621RFA0	SIENA MUNI UTILITY DIST #2 TX	3.500	Baa1	\$1,175,000.00	\$1,175,000.00	\$1,175,000.00	\$1,166,777.38	\$973,957.50
	548760202004091	9/1/2045			100.00%				
THE INDEPENDENT BANKERS AFS									
TIB	155498NM6	CENTRL TX REG. MOBILITY AUTH R	3.000	A3	\$2,000,000.00	\$2,000,000.00	\$2,000,000.00	\$2,000,000.00	\$1,527,280.00
	655003202202121	1/1/2046		A	100.00%				
THE INDEPENDENT BANKERS AFS									
TIB	48619DGX5	KAUFMAN CNTY TX MUNI UTILITY D	2.750	A1	\$1,690,000.00	\$1,690,000.00	\$1,690,000.00	\$1,663,552.79	\$1,184,166.10
	640549202111181	3/1/2046		AA	100.00%				
THE INDEPENDENT BANKERS AFS									
TIB	34681VUP9	FORT BEND CNTY TX MUNI UTILITY	2.375	A1	\$1,500,000.00	\$1,500,000.00	\$1,500,000.00	\$1,469,065.26	\$959,520.00
	626935202109091	9/1/2046		AA	100.00%				
THE INDEPENDENT BANKERS AFS									
TIB	157793JA9	CHAMBERS CNTY TX IMPT DIST #2	2.625	A3	\$2,475,000.00	\$2,475,000.00	\$2,475,000.00	\$2,385,748.81	\$1,541,999.25
	644547202112131	12/1/2046			100.00%				
THE INDEPENDENT BANKERS AFS									
TIB	0418067R5	ARLINGTON TX HGR EDU FIN CORP	3.850	AAA	\$1,000,000.00	\$1,000,000.00	\$1,000,000.00	\$1,000,000.00	\$868,280.00
	666252202204140	8/15/2047			100.00%				
THE INDEPENDENT BANKERS AFS									
TIB	34684WFH9	FORT BEND CNTY TX MUNI UTILITY	2.625	Baa3	\$1,550,000.00	\$1,550,000.00	\$1,550,000.00	\$1,530,587.97	\$1,033,540.00
	639283202111101	9/1/2047		AA	100.00%				
THE INDEPENDENT BANKERS AFS									
TIB	3826043F1	GOOSE CREEK TX CONSOL INDEP SC		Aaa	\$1,000,000.00	\$1,000,000.00	\$1,000,000.00	\$1,053,205.95	\$725,760.00
	613911202106101	2/15/2050	3.000	AAA	100.00%				
THE INDEPENDENT BANKERS AFS									
TIB	041806YT1	ARLINGTON TX HGR EDU FIN CORP		Aaa	\$1,000,000.00	\$1,000,000.00	\$1,000,000.00	\$1,029,482.68	\$707,550.00
	560829202006230	8/15/2050	3.000		100.00%				
THE INDEPENDENT BANKERS AFS									
24 Muni Tax Exempt - Fixed Rate						\$27,400,000.00	\$27,400,000.00	\$27,339,561.15	\$20,309,851.25

\*\* If no data is shown, then there are no pledges for the current period.

## Management Report

Pledged To: WASHINGTON COUNTY

Section 17C

Date: 31-May-24  
Page: 34

6/3/2024 11:54:58 AM


\$0.00	Munis with Maturity Under 2 Years
\$27,400,000.00	Munis with Maturity Over 2 Years

\*\* If no data is shown, then there are no pledges for the current period.


TREASURER'S REPORT

EXAMINED AND APPROVED BY WASHINGTON COUNTY INVESTMENT COMMITTEE

THIS 25th DAY OF June, 20 24



PEGGY KRAMER  
WASHINGTON CO. TREASURER



SHAWNA D HOLLIS  
WASHINGTON CO. AUDITOR



KIRK HANATH  
WASHINGTON CO.  
COMMISSIONER, PCT. 3

\*\*\*\*\*

WASHINGTON COUNTY, TEXAS

FILED WITH THE EXHIBITS ACCOMPANYING SAME,

THIS 24th DAY OF June, 20 24




COUNTY CLERK

\*\*\*\*\*

EXAMINED AND APPROVED IN OPEN COMMISSIONERS' COURT

THIS 24th DAY OF June, 20 24



PRESIDING OFFICER OF COMMISSIONERS' COURT